


IL-G SERIES CONNECTORS

2.5mm (.098") Contact Spacing, PCB-to-Cable (Crimp Type) Connectors

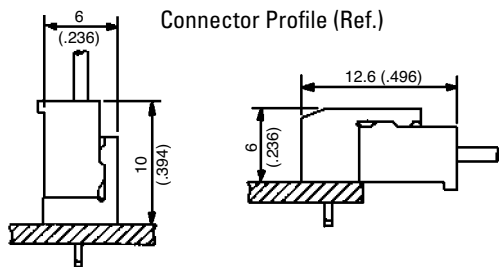


IL-G Series connectors are low profile, PCB-to-cable connectors with 2.5mm (.098") contact spacing.

The crimp contacts for socket housing can be terminated with a hand crimping tool, or a semi-automatic crimping machine for rapid, high volume terminations. IL-G Series connectors are available in socket housing, straight pin header and right angle pin header configurations.

FEATURES

- Low profile—10mm (.394") total mated height for straight connection
- Mismatching-prevention structure
- Friction locking mechanism
- Prevents solder-flux contamination
- Lead free



• Applicable Wire and Crimping Tool

Applicable Wire		Crimping Tool	
AWG#	Outer Dia.	Hand Crimping Tool	Semi-Automatic Crimping Machine
#28 to #26	1.0 to 1.3mm (.039 to .051")	CT150-1-ILG	350-ILG-2
#26 to #24	1.2 to 1.5mm (.047 to .059")	CT150-1B-ILG	
#24 to #22	1.4 to 1.7mm (.055 to .067")	CT150-1C-ILG	
#20 (Shielded Wire)	—	CT150-1D-ILG	

Contact Extraction Tool: JET-IL-G-N02

GENERAL SPECIFICATIONS

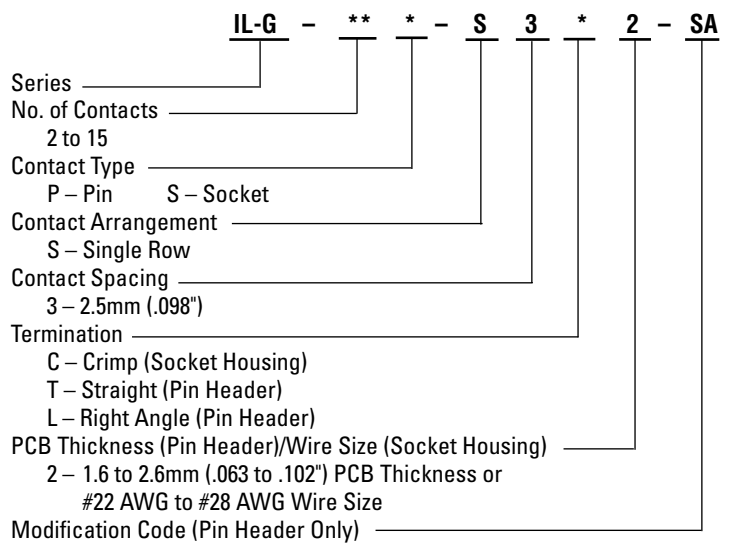
Number of Contacts	2 to 15
Contact Spacing	2.5mm (.098"), single row
Current Rating	3 Amp per contact
Dielectric Withstanding Voltage	1500 VAC r.m.s. (for one minute)
Insulation Resistance	100 megohms min.
Contact Resistance	20 milliohms max.
Operating Temperature	-40°C to +85°C
Applicable PCB Thickness	1.6 to 2.6mm (.063 to .102") thick
Applicable Wire Sizes	AWG #22 to #28

MATERIALS AND FINISHES*

Description	Materials/Finishes
Insulator	6-6 Nylon (UL94V-0, Light Brown)
Pin Contact	Brass, Tin Plated over Nickel
Socket Contact	Phosphor Bronze/Tin Plated

ORDERING INFORMATION

• Connector



Socket Contact: IL-G-C2-SA-10000, 10,000 pieces per reel

• Please consult JAE for verification of product availability.

Dimensions in mm (inches).